
EASY

SAFE

AFFORDABLE

COLORFUL

WE MAKE IT **POSSIBLE**

DURABLE

COMPLIANT

PORTABLE

CONVENIENT

DEPENDABLE

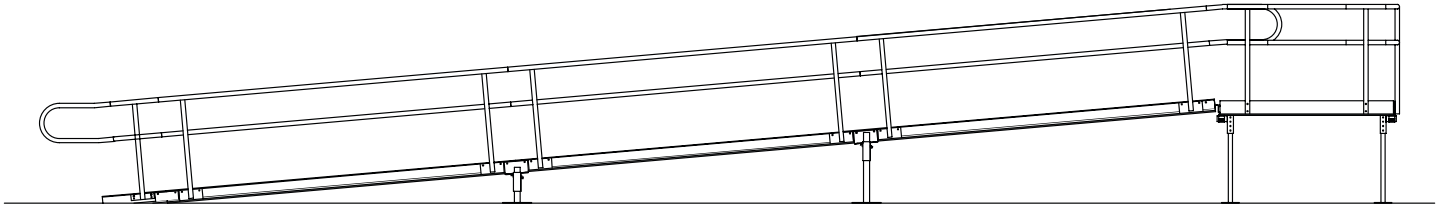
RIGHT

HERE

RETAIL PRICE LIST 2021

effective as of 09/01/2021

AlumiRamp



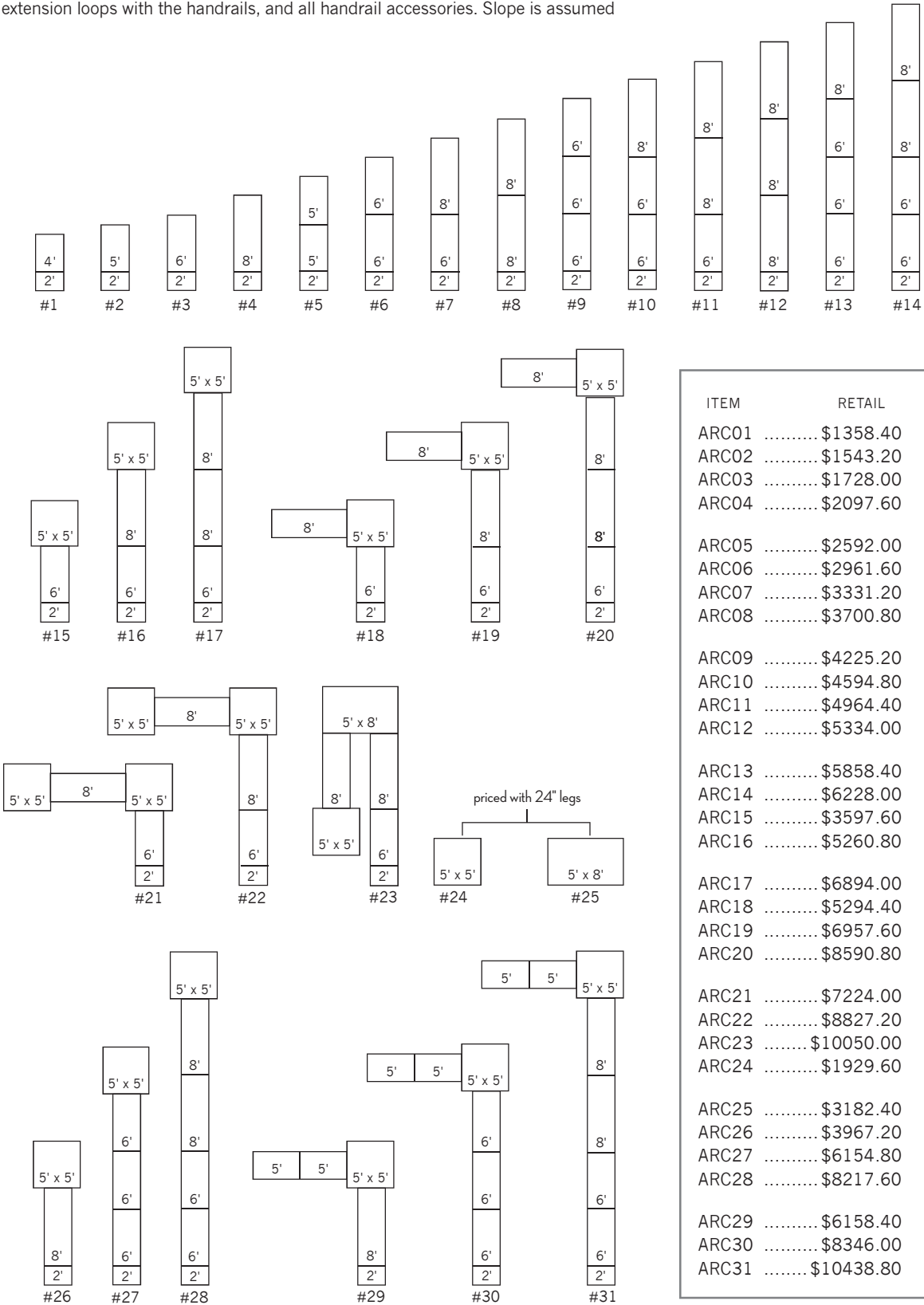
Standard sizes are shown below. Quotes and Code advice are free.
 Custom sizes are also available, call for pricing and more information.

| | ITEM # | SIZE | RETAIL COST |
|--|-----------|----------------------|-------------|
| RAMPS | ARMP36X04 | 36"W x 4'L | \$456.00 |
| | ARMP36X05 | 36"W x 5'L | \$570.00 |
| | ARMP36X06 | 36"W x 6'L | \$684.00 |
| | ARMP36X08 | 36"W x 8'L | \$912.00 |
| | ARMP36X02 | 36"W x 2"L starter | \$228.00 |
| 750 lb. capacity or 100 psf uniformly distributed. Retail cost equivalent to \$38.00/sf | | | |
| RAMP HANDRAILS | ARRA04 | 4' rail pair | \$283.20 |
| | ARRA05 | 5' rail pair | \$354.00 |
| | ARRA06 | 6' rail pair | \$424.80 |
| | ARRA08 | 8' rail pair | \$566.40 |
| | ARRA02 | 2' starter rail pair | \$141.60 |
| Retail cost equivalent to \$35.40/lf | | | |
| RAMP ACCESSORIES | RAILPKLP | ANSI loops [2] | \$93.60 |
| | TAP36 | top adapter | \$62.40 |
| | TAP/BB | top/bottom adapters | \$116.40 |
| | CAPR16GY | handrail cap | \$1.20 |
| | ARPA36 | ramp to plat adapter | \$62.40 |
| LEGS <i>Sold individually</i> | ALEG12 | 12"H | \$62.40 |
| | ALEG24 | 24"H | \$77.40 |
| | ALEG36 | 36"H | \$92.40 |
| | ALEG48 | 48"H | \$107.40 |
| | ADIAG | diagonal brace | \$150.00 |
| PLATFORMS | APLA48X48 | 48"W x 48"L | \$633.60 |
| | APLA48X60 | 48"W x 60"L | \$792.00 |
| | APLA60X60 | 60"W x 60"L | \$990.00 |
| | APLA60X96 | 60"W x 96"L | \$1584.00 |
| 750 lb. capacity or 100 psf uniformly distributed. Retail cost equivalent to \$39.60/sf | | | |
| PLATFORM HANDRAILS <i>Includes rail accessories to meet ADA</i> | APRA04 | 4' rail pair | \$504.00 |
| | APRA05 | 5' rail pair | \$630.00 |
| | APRATB | 5' x 8' rail kit | \$1134.00 |
| | APRA01 | 18 1/2" rail | \$96.00 |
| Retail cost equivalent to \$63.00/lf | | | |

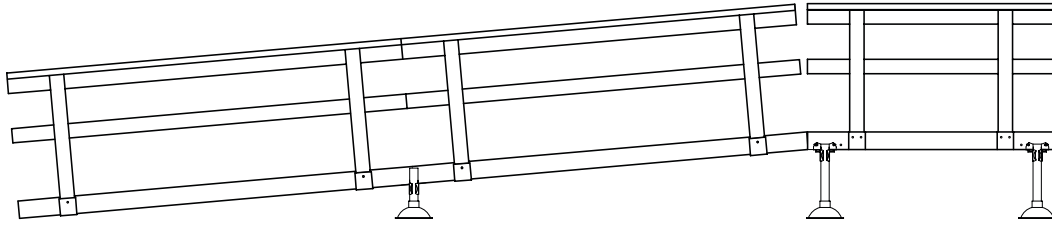
2021 RETAIL CONFIGURATION PRICE LIST

ARMADA SYSTEM

Configurations meet ADA Guidelines. Includes supports and adapters for ramps and platforms, extension loops with the handrails, and all handrail accessories. Slope is assumed at 1:12.



| ITEM | RETAIL |
|-------|------------|
| ARC01 | \$1358.40 |
| ARC02 | \$1543.20 |
| ARC03 | \$1728.00 |
| ARC04 | \$2097.60 |
| ARC05 | \$2592.00 |
| ARC06 | \$2961.60 |
| ARC07 | \$3331.20 |
| ARC08 | \$3700.80 |
| ARC09 | \$4225.20 |
| ARC10 | \$4594.80 |
| ARC11 | \$4964.40 |
| ARC12 | \$5334.00 |
| ARC13 | \$5858.40 |
| ARC14 | \$6228.00 |
| ARC15 | \$3597.60 |
| ARC16 | \$5260.80 |
| ARC17 | \$6894.00 |
| ARC18 | \$5294.40 |
| ARC19 | \$6957.60 |
| ARC20 | \$8590.80 |
| ARC21 | \$7224.00 |
| ARC22 | \$8827.20 |
| ARC23 | \$10050.00 |
| ARC24 | \$1929.60 |
| ARC25 | \$3182.40 |
| ARC26 | \$3967.20 |
| ARC27 | \$6154.80 |
| ARC28 | \$8217.60 |
| ARC29 | \$6158.40 |
| ARC30 | \$8346.00 |
| ARC31 | \$10438.80 |



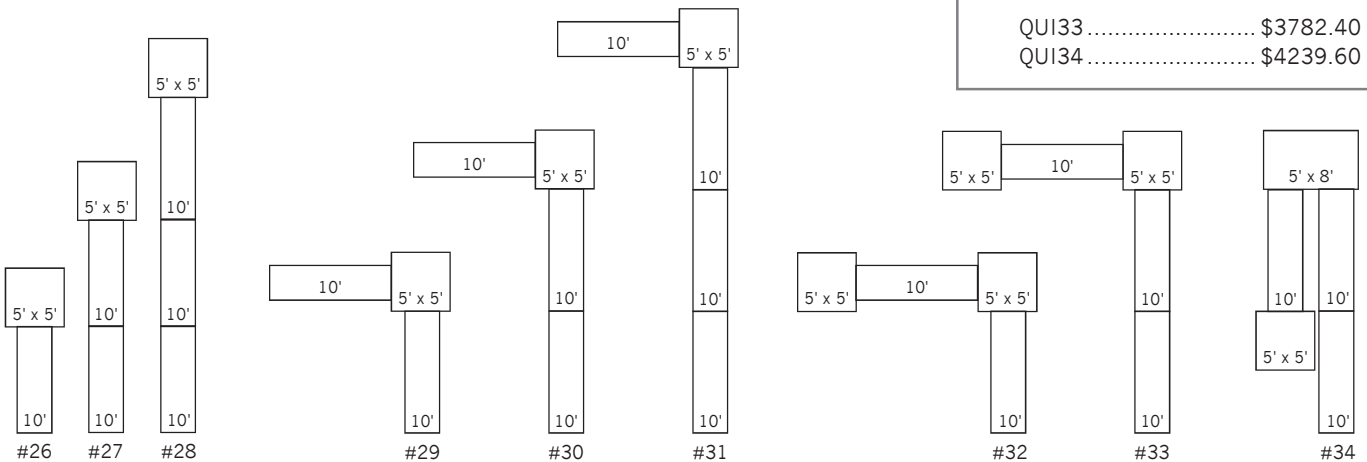
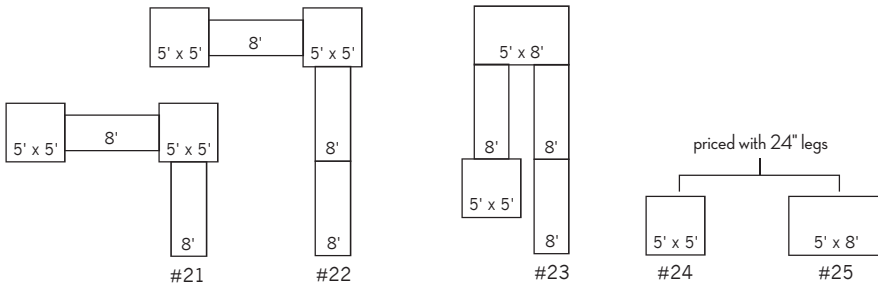
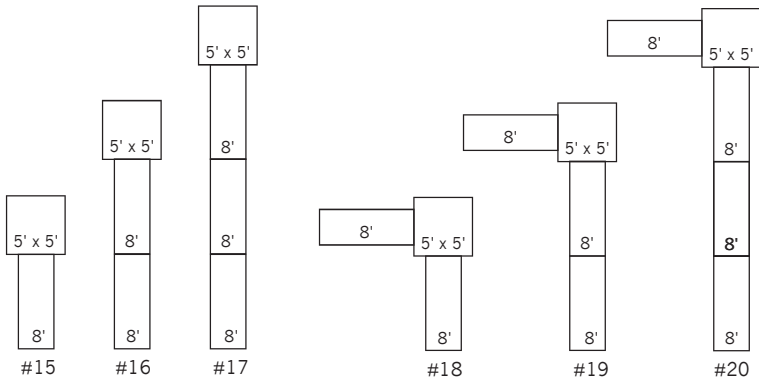
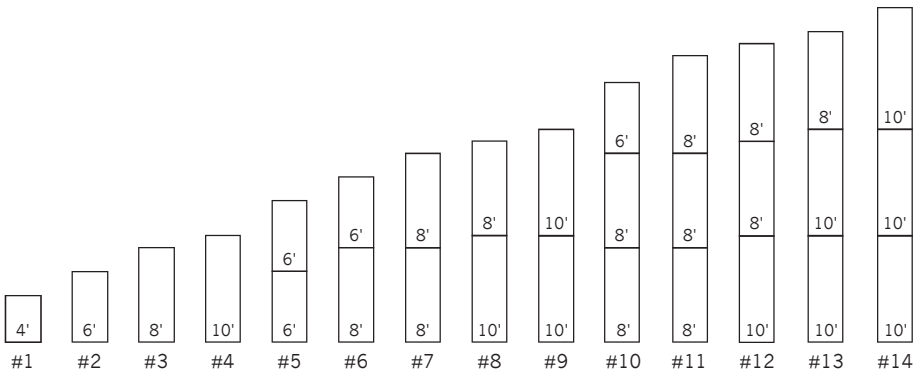
Standard sizes are shown below. Quotes and Code advice are free.
 Custom sizes are also available, call for pricing and more information.

| | ITEM # | SIZE | RETAIL COST |
|--|---|--------------------------|------------------------------|
| RAMPS | QRK04 | 4'L ramp kit | \$156.00 |
| | QRK06 | 6'L ramp kit | \$228.00 |
| | QRK08 | 8'L ramp kit | \$300.00 |
| | QRK10 | 10'L ramp kit | \$372.00 |
| 750 lb. capacity or 100 psf uniformly distributed. | | | |
| RAMP SUPPORT ASSEMBLIES | SA312R | 36"W x 12"H | \$244.80 |
| | SA324R | 36"W x 24"H | \$272.40 |
| | SA336R | 36"W x 36"H | \$300.00 |
| | SA348R | 36"W x 48"H | \$327.60 |
| RAMP ACCESSORIES | QTAK36 | top adapter kit 32" | \$56.40 |
| | QBBK32 | bottom bevel kit 32" | \$104.40 |
| | NS007BK | nonskid tape 3/4"x 60' | \$36.00 |
| | QRKIT | bolt pkg for 2 line rail | \$31.92 |
| PLATFORMS | QPK60X60ST | 60"W x 60"L straight | \$372.00 |
| | QPK60X60TN | 60"W x 60"L turn | \$372.00 |
| | QPK60X96TB | 60"W x 96"L turnback | \$504.00 |
| | QPK48X48ST | 48"W x 48"L straight | \$300.00 |
| | QPK48X48TN | 48"W x 48"L turn | \$300.00 |
| | QPK48X96TB | 48"W x 96"L turnback | \$468.00 |
| 750 lb. capacity or 100 psf uniformly distributed. | | | |
| PLATFORM SUPPORT ASSEMBLIES | SA512P | 60"W x 12"H | \$297.60 |
| | SA524P | 60"W x 24"H | \$325.20 |
| | SA536P | 60"W x 36"H | \$352.80 |
| | SA548P | 60"W x 48"H | \$380.40 |
| | SA412P | 48"W x 12"H | \$284.40 |
| | SA424P | 48"W x 24"H | \$312.00 |
| | SA436P | 48"W x 36"H | \$339.60 |
| | SA448P | 48"W x 48"H | \$367.20 |
| DIAG | diagonal brace | \$110.40 | |
| WOOD REQUIREMENTS | SIZE | 2 x 6 TREAD | 2 x 4 RAILS |
| | <i>Treated Southern Yellow Pine is recommended.</i> | | |
| | 4' ramp | 9 @ 36" | 6 @ 48" and 4 @ 36" |
| | 6' ramp | 14 @ 36" | 6 @ 72" and 4 @ 36" |
| | 8' ramp | 18 @ 36" | 6 @ 96" and 4 @ 36" |
| | 10' ramp | 22 @ 36" | 6 @ 120" and 6 @ 36" |
| | 60" x 60" platform | 11 @ 60" | 6 @ 60" and 4 @ 36" |
| | | 1 @ 2x4x60" | |
| | 60" x 96" platform | 18 @ 60" | 3 @ 96", 6 @ 60" and 6 @ 36" |
| | | 1 @ 2x4x96" | |

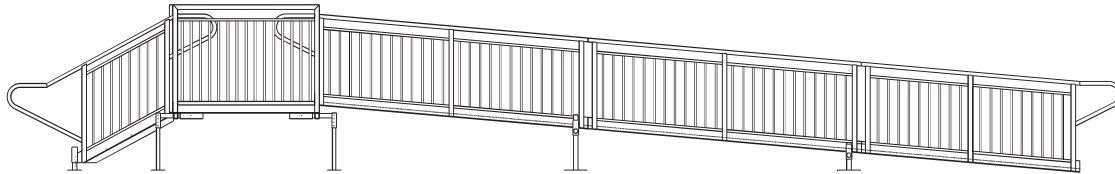
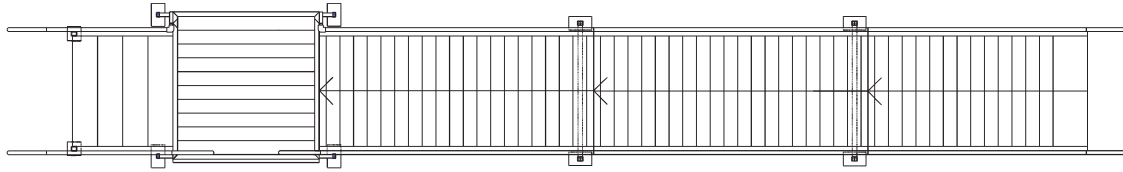
2021 RETAIL CONFIGURATION PRICE LIST

QUICK RAMP KITS

Configurations include supports and adapters for ramps and platforms. Bolt package for 2 line handrails is not included. For 5' x 5' Platforms, please specify Straight or Turn.



| ITEM | RETAIL |
|-------------|-----------|
| QUI01 | \$316.80 |
| QUI02 | \$388.80 |
| QUI03 | \$460.80 |
| QUI04 | \$532.80 |
| QUI05 | \$861.60 |
| QUI06 | \$933.60 |
| QUI07 | \$1005.60 |
| QUI08 | \$1077.60 |
| QUI09 | \$1149.60 |
| QUI10 | \$1506.00 |
| QUI11 | \$1578.00 |
| QUI12 | \$1650.00 |
| QUI13 | \$1722.00 |
| QUI14 | \$1794.00 |
| QUI15 | \$1428.00 |
| QUI16 | \$2028.00 |
| QUI17 | \$2600.40 |
| QUI18 | \$1888.80 |
| QUI19 | \$2488.80 |
| QUI20 | \$3061.20 |
| QUI21 | \$2911.20 |
| QUI22 | \$3468.00 |
| QUI23 | \$3842.40 |
| QUI24 | \$1022.40 |
| QUI25 | \$1479.60 |
| QUI26 | \$1500.00 |
| QUI27 | \$2172.00 |
| QUI28 | \$2871.60 |
| QUI29 | \$2032.80 |
| QUI30 | \$2704.80 |
| QUI31 | \$3404.40 |
| QUI32 | \$3055.20 |
| QUI33 | \$3782.40 |
| QUI34 | \$4239.60 |



Standard sizes are shown below. Quotes and Code advice are free.
 Custom sizes and special rails and finishes are also available, call for pricing and more information.

| | SIZE | RETAIL COST |
|-------------------------------|-------------|-------------|
| RAMPS | 48"W x 5'L | \$1560.00 |
| <i>w/38" picket handrail.</i> | 48"W x 6'L | \$1872.00 |
| | 48"W x 8'L | \$2496.00 |
| | 48"W x 10'L | \$3120.00 |

capacity: 100 psf uniformly distributed.
 Retail cost equivalent to \$78.00/sf

| | | |
|----------------------------|-------------|-----------|
| RAMPS | 48"W x 5'L | \$1752.00 |
| <i>w/42" guardrail and</i> | 48"W x 6'L | \$2102.40 |
| <i>36" grasping rail.</i> | 48"W x 8'L | \$2803.20 |
| | 48"W x 10'L | \$3504.00 |

capacity: 100 psf uniformly distributed.
 Retail cost equivalent to \$87.60/sf

| | | |
|-------------------------|-------------------|-----------|
| PLATFORMS | 5'4"W x 5'4"L | \$2491.34 |
| <i>w/42" guardrail.</i> | 48"W x 5'L inline | \$1752.00 |

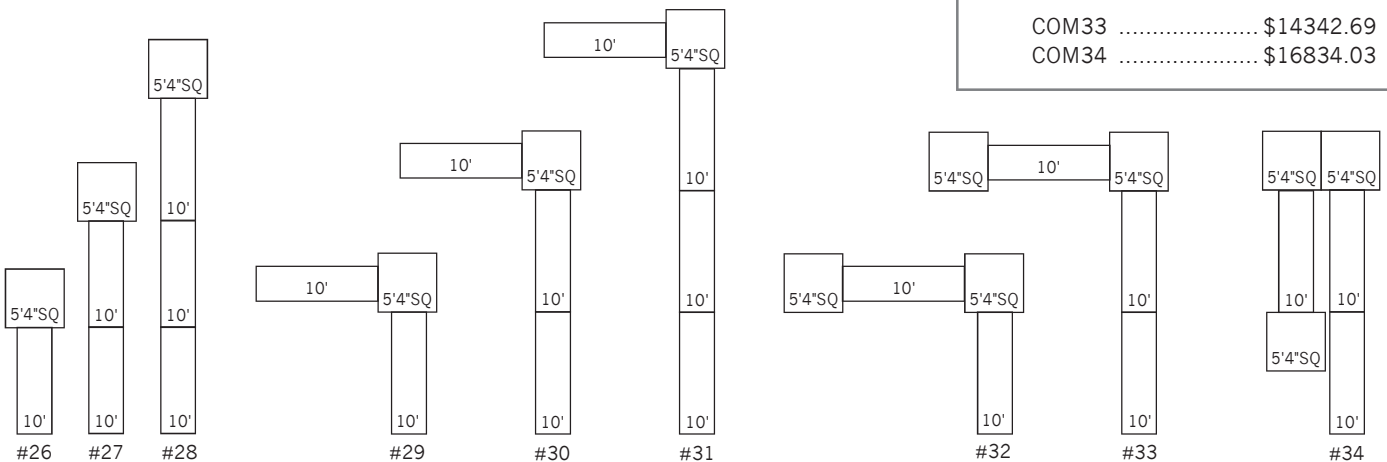
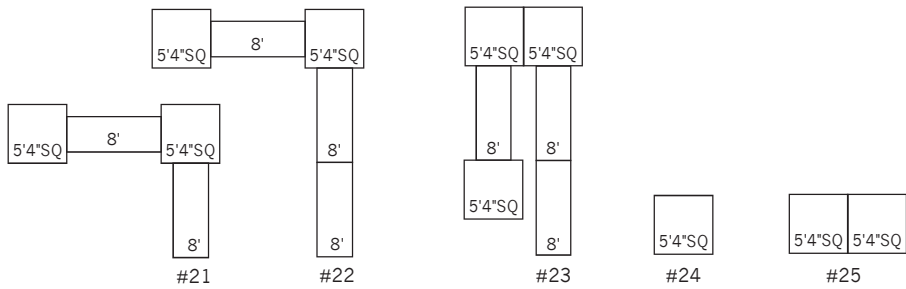
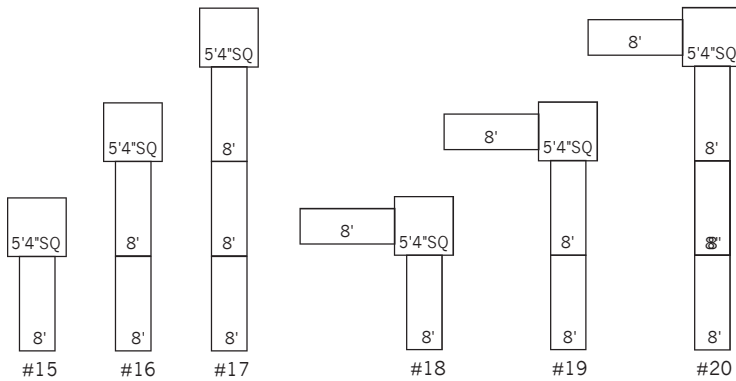
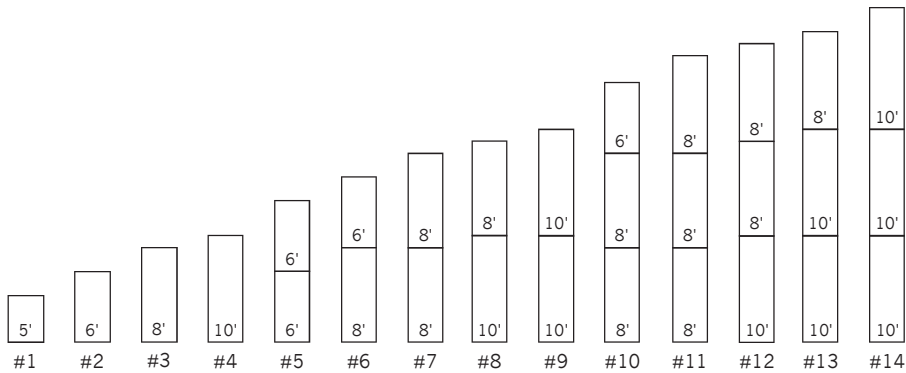
capacity: 100 psf uniformly distributed.
 Retail cost equivalent to \$87.60/sf

| | WIDTH x NUMBER OF STEPS | TOTAL RISE | RETAIL COST |
|----------------------------|-------------------------|------------|-------------|
| ACOM STEPS | 48"W x 3 | 18"/21" | \$1260.00 |
| <i>w/42" guardrail and</i> | 48"W x 4 | 24"/28" | \$1680.00 |
| <i>36" grasping rail.</i> | 48"W x 5 | 30"/35" | \$2100.00 |
| | 48"W x 6 | 36"/42" | \$2520.00 |
| | 48"W x 7 | 42"/49" | \$2940.00 |
| | 48"W x 8 | 48"/56" | \$3360.00 |

capacity: 100 psf uniformly distributed.

2021 RETAIL CONFIGURATION PRICE LIST

Configurations include 38" Picket Handrails on all Ramps and 42" Guardrails on all Platforms.
All supports and accessories are included.



| ITEM | RETAIL |
|-------|------------|
| COM01 | \$1560.00 |
| COM02 | \$1872.00 |
| COM03 | \$2496.00 |
| COM04 | \$3120.00 |
| COM05 | \$3744.00 |
| COM06 | \$4368.00 |
| COM07 | \$4992.00 |
| COM08 | \$5616.00 |
| COM09 | \$6240.00 |
| COM10 | \$6864.00 |
| COM11 | \$7488.00 |
| COM12 | \$8112.00 |
| COM13 | \$8736.00 |
| COM14 | \$9360.00 |
| COM15 | \$4987.34 |
| COM16 | \$7483.34 |
| COM17 | \$9979.34 |
| COM18 | \$7483.34 |
| COM19 | \$9979.34 |
| COM20 | \$12475.34 |
| COM21 | \$9974.69 |
| COM22 | \$12470.69 |
| COM23 | \$14962.03 |
| COM24 | \$2491.34 |
| COM25 | \$4982.69 |
| COM26 | \$5611.34 |
| COM27 | \$8731.34 |
| COM28 | \$11851.34 |
| COM29 | \$8731.34 |
| COM30 | \$11851.34 |
| COM31 | \$14971.34 |
| COM32 | \$11222.69 |
| COM33 | \$14342.69 |
| COM34 | \$16834.03 |

All Ramps have a 600 lb. capacity. Standard sizes are shown below. Custom sizes are also available, call for pricing and more information.

| | ITEM # | OPEN SIZE | WEIGHT | CLOSED SIZE | RETAIL COST |
|-----------------------------|---|-----------------------|---------|-----------------|-------------|
| ALUMILITE SOLID CURB RAMP | ACR3SN | 30"W x 3'L | 18 lbs. | | \$288.00 |
| | ACR4SN | 30"W x 4'L | 24 lbs. | | \$367.20 |
| | ACR5SN | 30"W x 5'L | 30 lbs. | | \$446.40 |
| | ACR6SN | 30"W x 6'L | 37 lbs. | | \$525.60 |
| | ACR3SW* | 36"W x 3'L | 20 lbs. | | \$298.08 |
| | ACR4SW* | 36"W x 4'L | 26 lbs. | | \$377.28 |
| | ACR5SW | 36"W x 5'L | 32 lbs. | | \$456.48 |
| | ACR6SW | 36"W x 6'L | 41 lbs. | | \$535.68 |
| ALUMILITE FOLDING CURB RAMP | ACR3FN | 29"W x 3'L | 18 lbs. | 3'L x 15"W | \$302.40 |
| | ACR4FN* | 29"W x 4'L | 24 lbs. | 4'L x 15"W | \$385.20 |
| | ACR5FN* | 29"W x 5'L | 30 lbs. | 5'L x 15"W | \$468.00 |
| | ACR6FN | 29"W x 6'L | 37 lbs. | 6'L x 15"W | \$550.80 |
| | ACR3FW | 36"W x 3'L | 20 lbs. | 3'L x 18"W | \$313.20 |
| | ACR4FW | 36"W x 4'L | 26 lbs. | 4'L x 18"W | \$396.00 |
| | ACR5FW | 36"W x 5'L | 32 lbs. | 5'L x 18"W | \$478.80 |
| | ACR6FW | 36"W x 6'L | 41 lbs. | 6'L x 18"W | \$561.60 |
| LANDSCAPE COLLECTION | *These Alumilite Curb Ramps are available in Terracotta (TC), Slate (SL), Sage (SG), Sand (SD) for an additional \$144.00 Retail. | | | | |
| READY RAMP | RR06 | 30"W x 6'L | 28 lbs. | 41"L x 15"W | \$630.00 |
| | RR07 | 30"W x 7'L | 32 lbs. | 47"L x 15"W | \$720.00 |
| | RR08 | 30"W x 8'L | 41 lbs. | 55"L x 15"W | \$882.00 |
| | RR10 | 30"W x 10'L | 51 lbs. | 67"L x 15"W | \$1134.00 |
| TELESCOPIC CHANNEL RAMP | TCR06 | 7.5"W x 6'L | 30 lbs. | 42"L x 7.5"W | \$372.00 |
| | TCR08 | 7.5"W x 8'L | 39 lbs. | 54"L x 7.5"W | \$462.00 |
| | TCR10 | 7.5"W x 10'L | 51 lbs. | 70"L x 7.5"W | \$624.00 |
| | sizes are per channel. | | | | |
| RUBBER THRESHOLD RAMP | TR08R42 | 42"W x 8"L x 7/8"H | 8 lbs. | | \$115.20 |
| | TR14R46 | 46"W x 14"L x 1-1/4"H | 20 lbs. | | \$217.20 |
| | TR22R46 | 46"W x 22"L x 1-3/4"H | 40 lbs. | | \$403.20 |
| | TR23R46 | 46"W x 23"L x 2"H | 54 lbs. | | \$574.80 |
| THRESHOLD RAMP | TR06N | 30"W x 6"L | 6 lbs. | 1/2 to 3/4" | \$73.80 |
| | TR12N | 30"W x 12"L | 9 lbs. | 1 to 1-1/2" | \$102.60 |
| | TR18N | 30"W x 18"L | 13 lbs. | 1-1/2 to 3-1/2" | \$130.80 |
| | TR24N | 30"W x 24"L | 16 lbs. | 2 to 4-1/2" | \$160.20 |
| | TR36N | 30"W x 36"L | 19 lbs. | 3 to 5-1/2" | \$217.80 |
| | TR06W | 36"W x 6"L | 9 lbs. | 1/2 to 3/4" | \$82.80 |
| | TR12W | 36"W x 12"L | 12 lbs. | 1 to 1-1/2" | \$111.60 |
| | TR18W | 36"W x 18"L | 18 lbs. | 1-1/2 to 3-1/2" | \$140.40 |
| | TR24W | 36"W x 24"L | 24 lbs. | 2 to 4-1/2" | \$169.20 |
| | TR36W | 36"W x 36"L | 28 lbs. | 3 to 5-1/2" | \$226.80 |